

LED EXPLOSION PROOF LIGHT



By Installing LED Stadium lighting you will save on your energy bills and reduce costs. XTREME LED Explosion Proof Light is a hazardous location LED light. They are simply the best and extreme performer in the market.

- ✓ Green & Eco-friendly, no mercury
- ✓ Input voltage 100-277VAC
- ✓ Energy saving, long lifespan
- ✓ No UV or IR in the beam
- ✓ Easy to install and operate
- ✓ Instant start, NO Humming

11600
LUMENS

5 YEAR
PRODUCT
WARRANTY

140lm/w

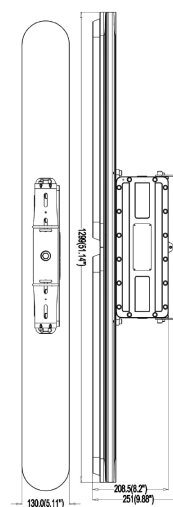
MARKET LEADING PERFORMANCE

DIMENSIONS

Hazardous Location LED Linear Light:

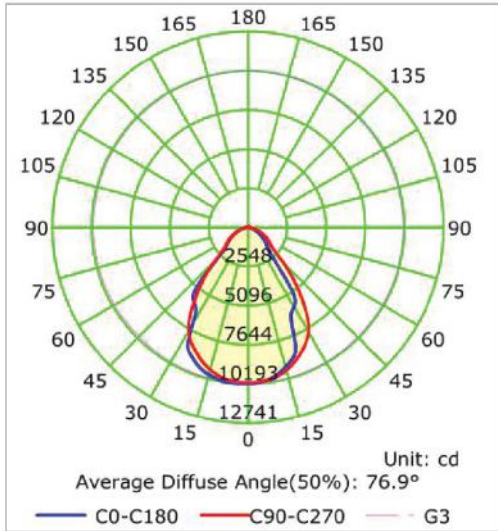
1299*130*205 mm

51.14"*5.11"*8.2"



SPECIFICATIONS	EPL-L-40W			EPL-L-80W			EPL-L-120W		
Wattage	40W			80W			120W		
Lumens Output	5000-5800LM			10000-11600LM			14400-17400LM		
Lumen Efficacy	140 LM/W	135 LM/W	140 LM/W	140 LM/W	135 LM/W	140 LM/W	140 LM/W	120 LM/W	140 LM/W
Viewing Angle	15°, 35°	60°, 80°	110°*100°	20°, 30°, 35°	60°, 80°	110°*100°	20°, 30°, 35°	60°, 80°	110°*100°
Cover	Diffuser+ clear glass			Diffuser+ clear glass			Diffuser+ clear glass		
LED Brand	SEOUL								
LED Type	SMD 3030								
Waterproof Rating	IP66								
PF	>0.9								
Color Temperature	3000-6500 K								
Input Voltage	100-277VAC 50/60Hz								
CRI	>70								
Housing	Aluminium								
Housing Color	Yellow / Gray								
Storage Temperature	-40 °C TO 80 °C								
Storage Humidity	10%-95%								
Application	Indoor/Outdoor								
Safety Certification	UL/cUL								
Warranty Time	5 Years								


LIGHT DISTRIBUTION TESTING PARAMMETERS




Dist(m)	Enadir(lx)	Dh/Dv	B(m)	S_B(sq.m)	Eav_B(lx)
1.0	10184.00	1.55/1.63	1.9	3014.79	
2.0	2546.00	3.10/3.25	7.7	753.70	
3.0	1131.56	4.64/4.88	17.4	334.98	
4.0	636.50	6.19/6.50	30.9	188.42	
5.0	407.36	7.74/8.13	48.3	120.59	
6.0	282.89	9.29/9.76	69.6	83.74	
7.0	207.84	10.84/11.38	94.7	61.53	
8.0	159.13	12.38/13.01	123.7	47.11	
9.0	125.73	13.93/14.64	156.6	37.22	
10.0	101.84	15.48/16.26	193.3	30.15	

Dh Beam Angle(B): H75.5 V78.2 Field Angle(F): H121.5 V130.9

MOUNTING OPTIONS



Side surface mount



Installation mode of road lamp pole



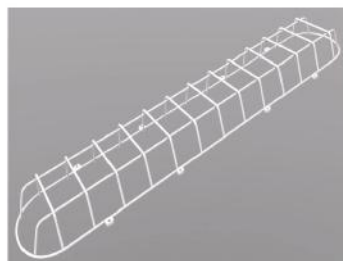
U-shape buckle



Chain mount



Cable mount



Wire guard

PACKAGE

Lamp Net Weight: 16.71 KG / PC

Lamp Type	Carton Size	Qty / Carton	Gross Weight / Carton
Outer Box	1410*220*305mm	1PC	19.59kg