

LED HIGH MAST LIGHT



By installing LED High Mast lighting you will save on your energy bills and reduce costs. XTREME LED High Mast Light are simply the best and extreme performer in the market.

- ✓ Lumileds or Seoul Chip, high CRI
- ✓ Input Voltage 220-240 VAC
- ✓ Energy saving, long lifespan
- ✓ No UV or IR in the beam
- ✓ Easy to install and operate
- ✓ Instant start, NO Flickering

46500
LUMENS

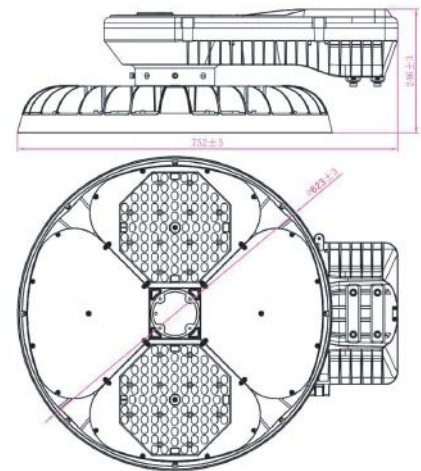
5 YEAR
PRODUCT
WARRANTY

155lm/w

MARKET LEADING PERFORMANCE

DIMENSIONS

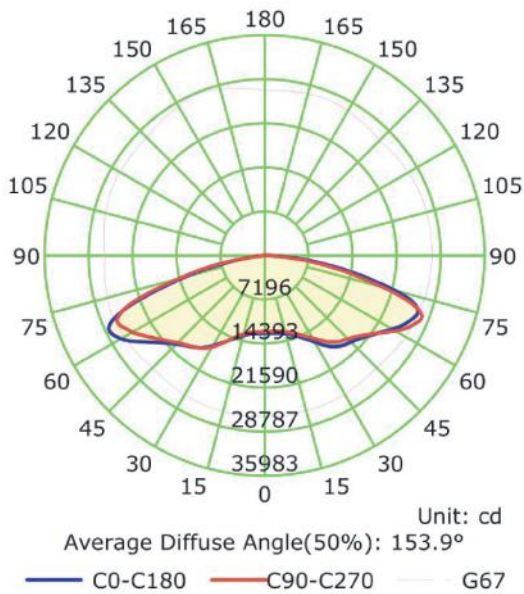
LED High Mast Light: 752*624*248 mm



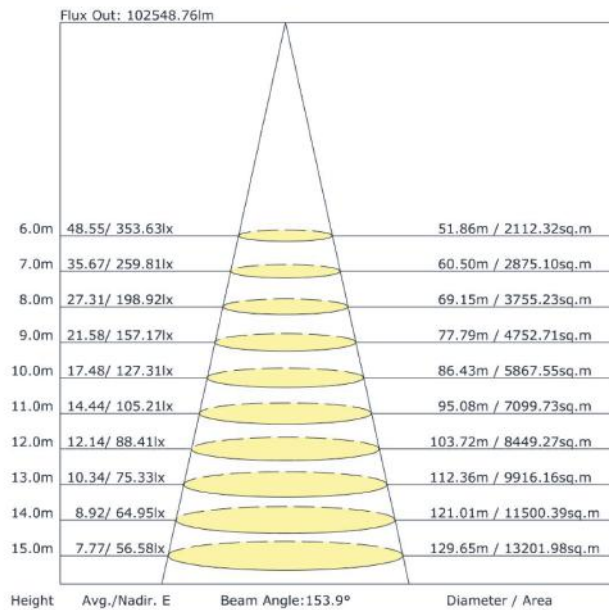
SPECIFICATIONS	HM200W	HM300W	HM450W	HM500W	HM600W	HM750W
Wattage	200W	300W	450W	500W	600W	750W
Lumens Output	29000-32000LM	42000-46500LM	63000-69750LM	72500-80000LM	84000-93000LM	72500-80000LM
Lumen Efficacy	145-160 LM/W	140-155 LM/W	140-155 LM/W	145-160 LM/W	140-155 LM/W	140-155 LM/W
Optional Viewing Angle	Type 2 / Type 3 / Type 4 / Type 5	Type 2 / Type 3 / Type 4 / Type 5	Type 2 / Type 3 / Type 4 / Type 5	Type 2 / Type 3 / Type 4 / Type 5	Type 2 / Type 3 / Type 4 / Type 5	Type 2 / Type 3 / Type 4 / Type 5
LED Brand	LUMILEDS / SEOUL					
LED Type	SMD 5050					
Cover	PC					
PF	>0.9					
Color Temperature	2700 - 6500 K					
EPA	1.49ft ²					
Input Voltage	220-240Vac 50/60Hz					
CRI	>70					
Housing	Aluminium					
Housing Color	Black / Gray / Brown / Customized					
Storage Temperature	-40 °C TO 80 °C					
Optional Accessory	Photocell / Surge protector(20KV) / Field adjustable output (Optional 25%,40%,50%,60%,70%,80%,90%,100%)					
Warranty Time	5 Years					

LIGHT DISTRIBUTION TESTING PARAMETERS

Luminous Intensity Distribution Curve



The Average Illuminance Effective Figure



PACKAGE

Lamp Net Weight: 21.1 KG / PC

Lamp Type	Carton Size	Qty / Carton	Gross Weight / Carton
Outer Box	850*750*350 mm	1PC	25.3 KG

